



How to illustrate a children's book

THE SQUIRRELS WHO SQUABBLED



Start capturing the energy of kids' stories with this award-winning artist's advice.









The Squirrels Who Squabbled by Rachel Bright is about two squirrel characters, who are intent on having the last pine cone of the season; each will do anything to get it. Cyril, our 'hero' character has partied his way through the season and has no food left. Bruce the 'anti hero' has planned ahead and has a mountain of bounty for the winter, but still feels he must have the last pine cone.

Create thumbnails



Getting the thumbnails right at this point is essential. They are the backbone structure of the book. If there are flaws in the visual storytelling here, then making it pretty in colour at the final stage will be a waste of time.



Roughs were used to refine line work and finalise colour references. Colour proofs were then made for a final check of the artwork before it became a book